

STARS4ALL

Short description	<p>STARS4ALL is a community concerned with the light-pollution problem; involved in EOSChub as a EAP</p> <p>"STARS4ALL (http://www.stars4all.eu) was originally a project funded by the European Union H2020 Programme (688135) to create awareness among citizens about the light pollution problem. For this purpose, it deploys a platform to give support to some light pollution initiatives. These initiatives include a photometer network (http://tess.stars4all.eu) to continuously monitorize the light pollution, using photometers to measure the sky brightness. In this context, it deploys a platform (http://tess.dashboards.stars4all.eu) to show the measurements in some dashboards. Besides the photometer network, STARS4ALL gives support to citizen science initiatives like Cities At Night . All data is published openly in our Zenodo's community (https://zenodo.org/communities/stars4all). The project was completed in 2018 but STARS4ALL continues the work through the foundation created for this purpose.</p> <p>STARS4ALL made a proposal for the first call of EOSChub EAP and the user stories and use-cases are derived from that and from discussions with the project PI</p> <p><i>5-5-2019 Story and use-cases were updated on the basis of the now accepted EAP proposal and last insights</i></p>
Type of community	crowd sourcing infrastructure
Community contact	Esteban Gonzalez Guardia (e.g.guardia@gmail.com)
Interviewer	-
Date of interview	-
Meetings	-
Supporters	Shepherd; Daan Broeder

- User stories
- Use cases
- Requirements
 - Technical Requirements
 - Capacity Requirements

User stories

 Instruction

No.	User stories
US1	<p>Infrastructure provider perspective. The motivation for the EAP is that since the end of the STARS4ALL EU project, the number of photometers has been continuously growing, until reaching 100 units. They expect to double this quantity this year, multiplying the number of units in the following years. Each minute, our system receives a measurement from each photometer, so there is a need to increase in the future the capacity of the network.</p> <p>Also the information (data, code, presentations, videos) generated by our initiatives is currently scattered over our Zenodo community and other platforms, thus being difficult to access and discover. We need a mechanism to bundle all this information.</p>

US2	<p>End user perspective. Each photometer, besides the measurements, has its own metadata associated (sensors, location, calibration parameters, etc ...).</p> <p>As a user, I want to create a persistent id for each photometer so I can access to all its information and that this information may be integrated in GEOSS platform.</p> <p>Besides the photometer network, STARS4ALL gives support to citizen science initiatives like Cities At Night. As a user, I want to bundle all the information related to my research (as a research object) so I can see and share my research outputs (data, code, presentations, papers, etc ...) following the Open Science principles.</p> <p>In addition to these characteristics, as a user, I want to access deposited data from a Jupiter Notebook, so I can process them to make some analysis, and add them to my research object.</p>
...	

Use cases



Instruction

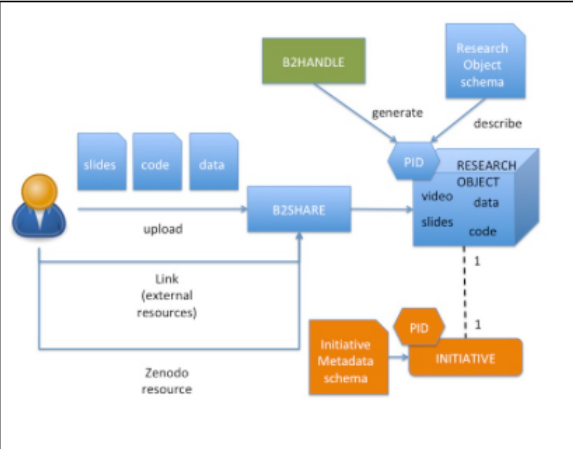
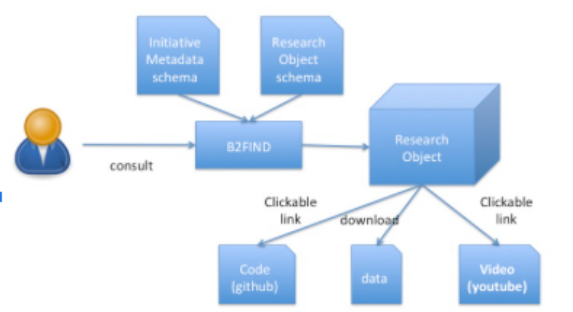
A use case is a list of actions or event steps typically defining the interactions between a role (known in the Unified Modeling Language as an actor) and a system to achieve a goal.

Include in this section any diagrams that could facilitate the understanding of the use cases and their relationships.

General considerations

STARS4ALL is based on a set of initiatives, which a great variety of outputs. We want to model each initiative as a research object, or a composition of them. For practical purposes, an initiative is a project.

Step	Description of action	Dependency on 3rd party services (EOSC-hub or other)
UC1	Creation of an initiative.	The user wants to register a new initiative by creating a description in B2SHARE. As a result, a persistent identifier or PID identifying the initiative will be created.
UC2	Creation of a research object in B2SHARE	The user wants to register a new research object in B2SHARE. As a result, a persistent identifier or PID will be created identifying the RO and the initiative

UC3	Add objects to a research objects in B2SHARE.	<p>The user wants to deposit a resource in B2SHARE (uploading a file to B2SHARE or giving a uri of the resource). This resource will be linked (filling in with the appropriate metadata) with the research object via the RO id and because of that with the initiative. In the case of Zenodo, the metadata of a research object will be completed with the metadata present in Zenodo.</p>  <pre> graph LR User((User)) -- upload --> B2SHARE[B2SHARE] B2SHARE -- generate --> B2HANDLE[B2HANDLE] B2SHARE -- generate --> ROSchema[Research Object schema] ROSchema -- describe --> PID1((PID)) PID1 --- RO[RESEARCH OBJECT video data slides code] ROSchema -- describe --> PID2((PID)) PID2 --- INITIATIVE[INITIATIVE] INITIATIVE --> INITIATIVE_SCHEMA[Initiative Metadata schema] B2SHARE -- Link (external resources) --> B2SHARE B2SHARE -- Zenodo resource --> B2SHARE </pre>
UC4	Discover and navigate among the resources of a research object, or the elements of an initiative.	<p>The user will be able to consult all the outputs of an initiative /research object in B2SHARE, that has previously been registered in B2SHARE and indexed in B2FIND. All the resources' links will be actionable in other words, the user will be able to navigate through them, as a webpage.</p>  <pre> graph LR User((User)) -- consult --> B2FIND[B2FIND] B2FIND --> ROSchema[Research Object schema] B2FIND --> RO[Research Object] ROSchema --> RO RO -- Clickable link --> Code[Code (github)] RO -- Clickable link --> data[data] RO -- Clickable link --> Video[Video (youtube)] </pre>
UC5	Register a photometer	<p>The user wants to register a new monitoring station in B2HANDLE, generating a persistent identifier (PID) in the system. This station will have information associated such as location, sensors information (the schema based on SOAF, etc ...). This PID will be used and referred to when a user deposit the measurements of the sensor (in UC3).</p>
UC6	data integration in GEOSS portal	<p>Harvesting of metadata from B2SHARE (or user designated source) by GEOSS</p> <p>When a user deposits a dataset (UC3) related to a sensor (UC5), all this information will be integrated in the GEOSS platform. As a consequence, the user will be able to consult all the information and measurements generated by this sensor.</p>
UC7	Analyzing the observation data with a set of Jupiter Notebooks	<p>The user needs access to a dataset (deposited in B2SHARE or Zenodo) to analyze them. Later, these analysis data will be deposited in B2SHARE</p>

UC8	Using Virtual Collections to create specific aggregations of observation data-sets	A user or the PI can use the EOSC VCR service to create Virtual Collections. VCs should remain available and stable. The STARS4ALL use of VCs should remain scalable within the VCR scope of use e.g. publications and not transient bookkeeping
------------	--	--


Requirements

Technical Requirements



Instruction

- Requirement number: Use numbers RQ1, RQ2, RQ3, ...
- Requirement title: Use a short but descriptive title. Use the same title in the Jira ticket 'Summary' field
- Link to requirement JIRA ticket: Open a ticket in <this JIRA queue <https://jira.eosc-hub.eu/projects/EOSCWP10/issues/EOSCWP10-4?filter=allopenissues>> (click on 'CREATE' button in the middle-top of JIRA)
- Source use case: Refer back to the use cases above (UC1, 2, ...)

Requirement number	Requirement title	Link to Requirement JIRA ticket	Source Use Case
Example	EOSC-hub to provide an FTS data transfer service	 E OSCW P10-21 - Jira .	UC1
RQ1	STARS4ALL Research object metadata schema	EOSCWP10-112	UC2, UC3
RQ2	photometer sensor PID schema	EOSCSOSTAGING-626	UC5
RQ3	STARS4ALL RO md schema B2FIND mapping	EOSCWP10-114	UC4
RQ4	Actionable research objects in B2FIND & B2SHARE	included in 112 and 114	UC4
RQ5	JN access to B2SHARE stored data		UC6
RQ6	JN access to Zenodo stored data		UC6
RQ7	B2SHARE as metadata harvesting source for GEOSS		UC6
RQ8	mapping between photometer schema and GEOSS schema to integrate data in GEOSS		UC6

Capacity Requirements

EOSC-hub services	Amount of requested resources	Time period
VM	1x (1CPU, 8GB RAM, 20GB)	Q3
VM	1x (1CPU, 4GB RAM, 10GB)	Q3
VM	2x (1CPU, 4GB RAM, 50GB)	Q3
JN Hub	light version	Q1